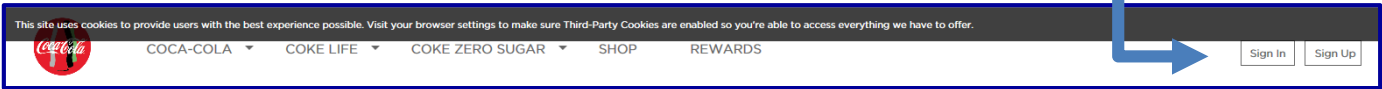


Coca-Cola Give Account Setup

1. Get to Internet
2. Go to Google (or other search engine)
3. Type in “Coca Cola Gives”
4. Click on “Sign In” box – upper right hand corner



5. Click on- “Don’t Have an Account

A screenshot of the "ONE COCA-COLA COMPANY ACCOUNT" sign-in page. The page title is "ONE COCA-COLA COMPANY ACCOUNT" with the subtitle "A world of rewards from Coca-Cola brands and partners." Below this, there are options to "Sign in with your social log-ins" (Facebook, Instagram, Twitter, Google+) and "OR Sign in with your email". The email input field is highlighted with a red border and contains a red exclamation mark, with the error message "Email address is required." below it. There is also a "Password*" field and a "SIGN IN" button. At the bottom, there is a link for "Forgot your password?" and a link for "Don't have an account? Sign up". A blue arrow points from the "Don't have an account? Sign up" link in this screenshot to the "Sign up" button in the next screenshot.

6. Join via Social media or Fill out Form


Note: If you don't want emails from Coke- unclick box

A screenshot of the "Sign up with your social log-ins" page. It features social media icons for Facebook, Instagram, Twitter, and Google+. Below these is the "OR" separator and the "Sign up with your email" section. This section includes input fields for "Last name*", "Email*", "Confirm email*", and "Password*" (with a note: "(Your password should be at least 8 characters long and must contain at least 1 capital letter, 1 lowercase letter, and 1 number.)"). There are also fields for "Zip code*" and "Birth date" (Month*, Day*, Year*). A checkbox is checked, with the text "I agree to receive email from The Coca-Cola Company about its brands and promotions." Below this is a reCAPTCHA "I'm not a robot" box. At the bottom, there is a "SIGN UP" button. A blue arrow points from the "Note" text to the checked checkbox.

Coca Cola Give Code Entry

Once you've joined...

1. Sign In to your account
2. Go to "Donate with Coca-Cola Give" – Click on "Donate Today"
3. The Click On "Donate to Your Local School"



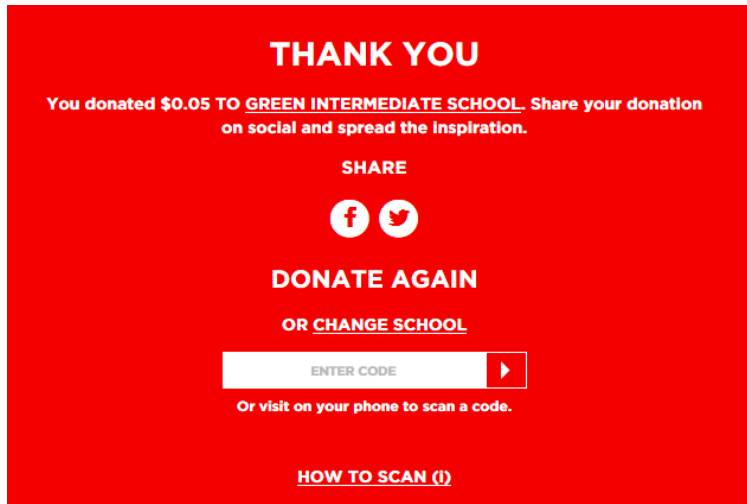
4. Search for and then select the School you are entering points for...
 - Greenwood Early Learning CTR – Green- OH - 44232
 - Green Primary School - Green - Ohio - 44232
 - Green Intermediate School – Green – Ohio - 44232
 - Green Middle School – Green – Ohio - 44232

A screenshot of the Coca-Cola Give website's search and code entry interface. The background is red. At the top, it says "SCAN OR ENTER CODES TO DONATE TO YOUR LOCAL SCHOOL". Below this are two steps: "STEP 1 Search for your school" and "STEP 2 Scan cap code from your phone or enter code manually". There are two radio buttons: "SEARCH" (selected) and "RECENT". Below these are two input fields: "SCHOOL NAME, ZIP CODE" and "ENTER CODE" with a right-pointing arrow button. At the bottom, it says "Or visit on your phone to scan a code." and "HOW TO SCAN (0)".

5. Enter Code
(no spaces, not case sensitive)
6. Click on right arrow

Coca Cola Give Code Entry

7. If Successful you will get a confirmation screen:



8. Enter next Code and repeat until all codes entered.

9. If you are entering codes for service hours. After you have entered 100 codes... Go to “Donation History”

HAVE A QUESTION?
If you need more information check out our [FAQs](#).

CODE VALUE
Find out how much your code is worth [here](#).

DONATION HISTORY
Check out your [donations](#).

BACK TO COCA-COLA GIVE

DONATION HISTORY

YOU'VE DONATED:
\$2.15

DATE	TYPE	NAME	AMOUNT
09/07/17	SCHOOL	GREEN INTERMEDIATE SCHOOL	\$0.05
07/12/17	SCHOOL	GREEN INTERMEDIATE SCHOOL	\$0.05
07/12/17	SCHOOL	GREEN INTERMEDIATE SCHOOL	\$0.05
07/12/17	SCHOOL	GREEN INTERMEDIATE SCHOOL	\$0.05
07/12/17	SCHOOL	GREEN INTERMEDIATE SCHOOL	\$0.05
07/12/17	SCHOOL	GREEN INTERMEDIATE SCHOOL	\$0.05

10. Take a picture and email to Mary Bolen (angelfromgod1313@yahoo.com). She will email you a Service Hour Certificate.